


# Make your own Omnibird!



- Print and colour the omnibirds, then cut or fold the paper to mix and match different bird parts. Now create your own omnibirds!
- If you want omnibirds to be interchangeable, make sure the neck and leg edges are all in the same place so the parts fit together.
- To make a flip flap book of all your birds, cut along the lines nearly to the left edge and staple them together.



See it in action!




**GECKO PRESS**

An imprint of Lerner Publishing Group

curiously good books

Illustrations © Giselle Clarkson from *Omnibird*  
For more curiously good books visit [geckopress.com](http://geckopress.com)

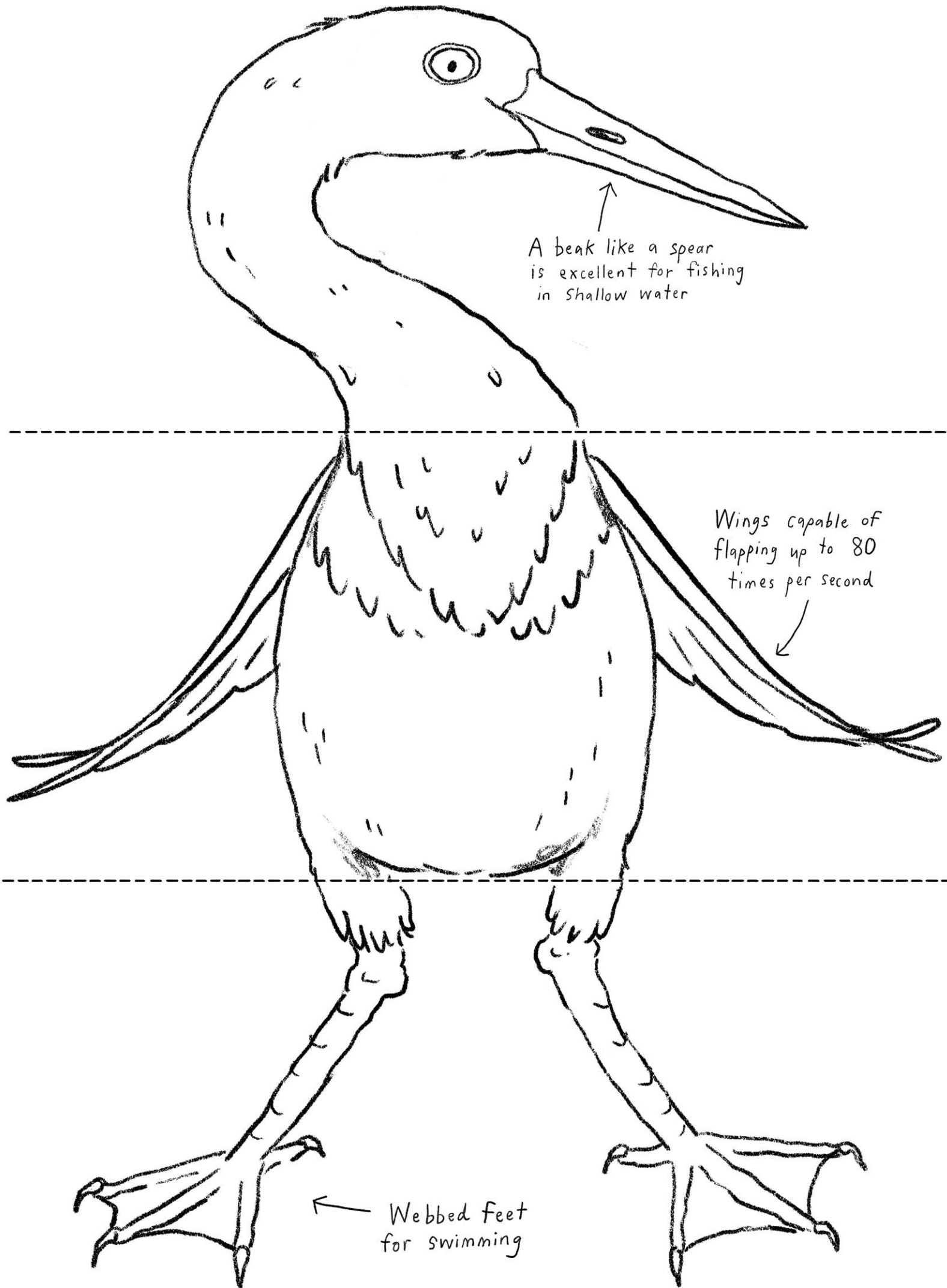
GK142-0525



Combs and  
Wattles are  
two types of  
caruncle

Striped  
Camouflage  
for hiding in  
long grass

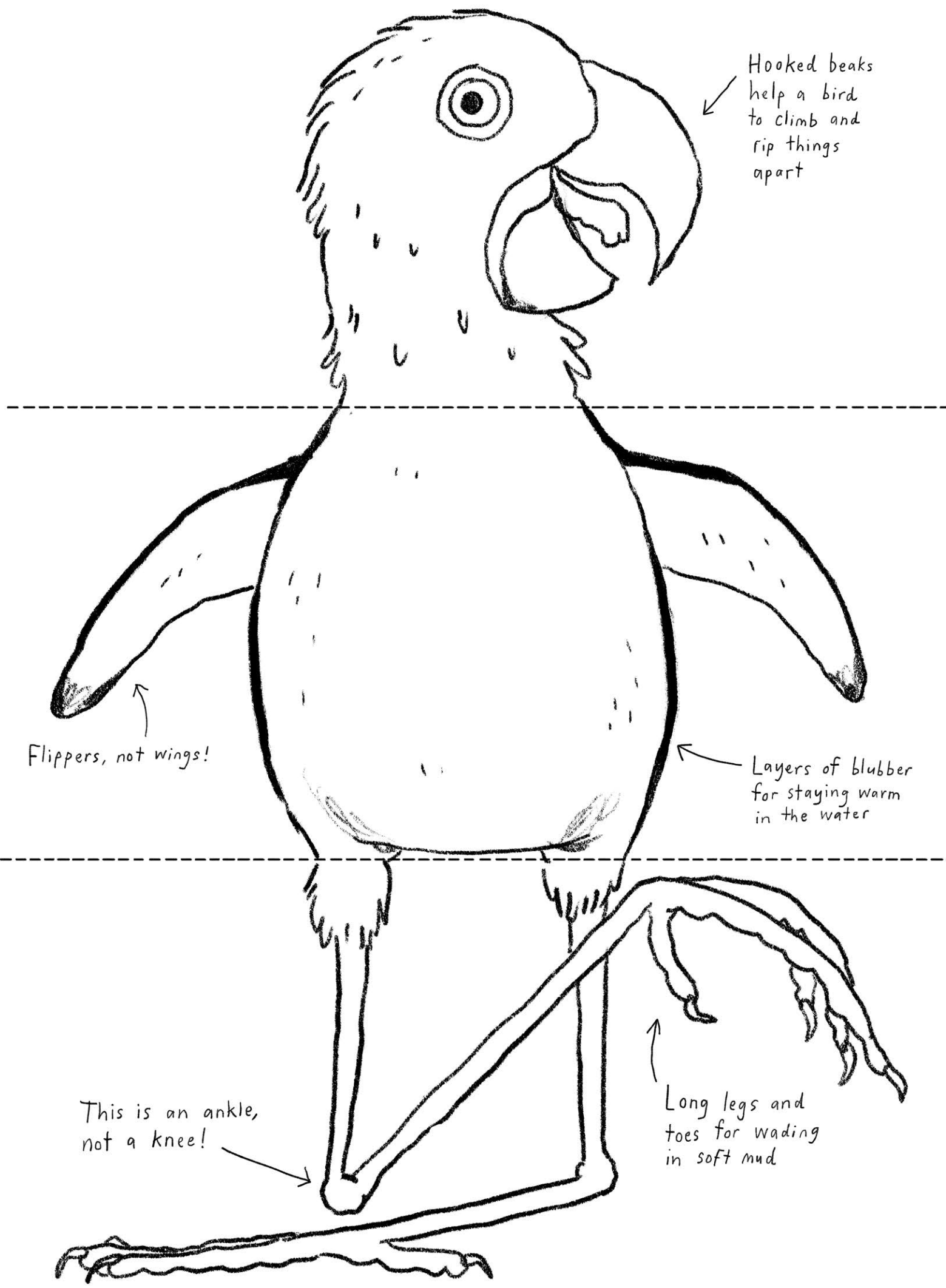
Zygodactyl feet  
for superb grip



A beak like a spear  
is excellent for fishing  
in shallow water

Wings capable of  
flapping up to 80  
times per second

Webbed feet  
for swimming



Hooked beaks help a bird to climb and rip things apart

Flippers, not wings!

Layers of blubber for staying warm in the water

This is an ankle, not a knee!

Long legs and toes for wading in soft mud