




What's That, Jack?

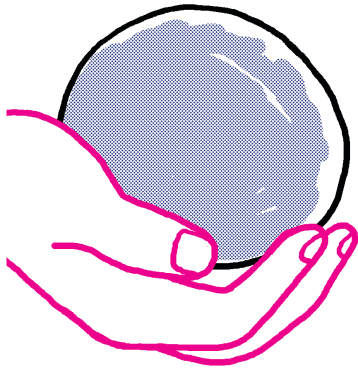
Cédric Ramadier and Vincent Bourgeau

Using playdough or modelling clay, follow these step-by-step instructions to create adventures for your toys, just like Jack and George.

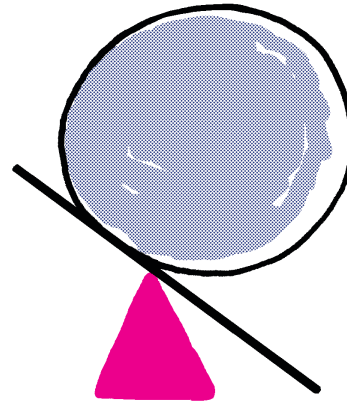


GECKO
PRESS


1. Roll the playdough between your hands to create a large ball.



2. Roll your ball down a hill – quick it's coming!




3. Using a cork and some string, make a parachute.



4. Escape down the river in a boat.



5. Now relax and put your fingers to bed under a nice cosy blanket.



6. Roll the playdough back into a ball and launch it back into the sky where it came from.

